

## How *Provider near you* works.

Go to one of your budgets in the app.

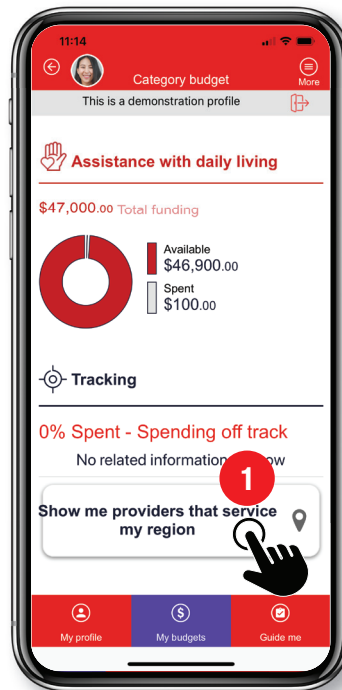
Under the **Total Funding** graph for this budget you'll see a section called **Tracking**. Here you'll find a message on how you're doing with this budget.

**Tip:** Like this example, you may be 'On track', however there are also other messages showing how you're going such as 'Off track' or 'No invoices received' or 'No spend recorded', depending on your activity.

1. Tap on the **Show me providers near me that can help** button and a list of providers offering *Assistance with daily living* supports in your local area will appear.
2. From the list of providers near you that offer *Assistance with daily living* supports and services, tap on **More info** for further details.
3. When you've chosen a provider to contact, tap on the **Enquire** button at the bottom of their information page and fill out the form to send an enquiry direct to them.

**Tip:** The app auto-fills your details. You can select which ones you'd like to include in the contact form. When you send your enquiry to the provider, a copy is also sent to your email address.

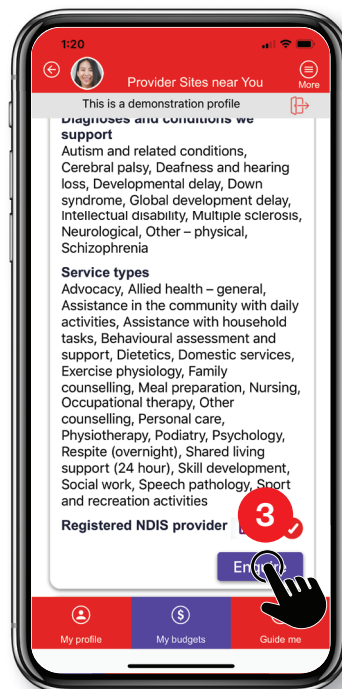
It's that easy to connect with providers near you that have the supports and services you need for the available budgets in your plan!



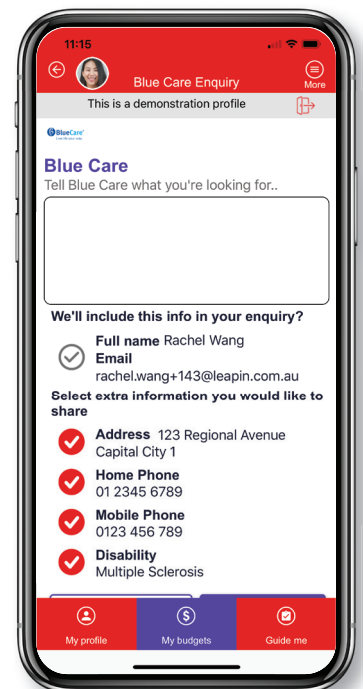
Show me providers that can help.



List of providers in your local area.



Individual provider information.



Enquiry form.

## We'd love your feedback.

If you have questions or would like to provide us with some feedback, we'd love to hear from you.

Call **1300 05 78 78**

Email [feedback@leapin.com.au](mailto:feedback@leapin.com.au)